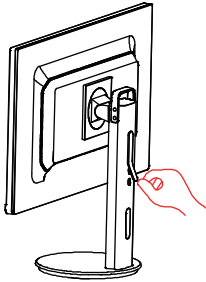
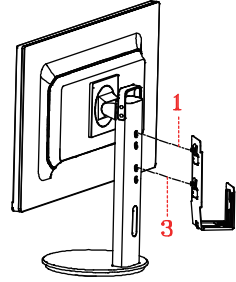


1



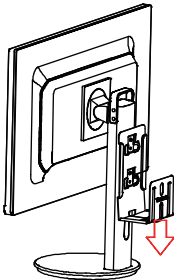
Remove the black trim of the base  
取下底座黑色飾條

2



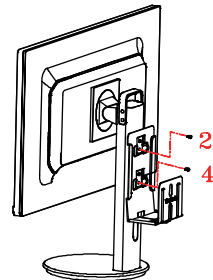
Align the bracket posts with the first and third holes on the base  
將托架固定柱對準底座上第 1 與第 3 孔位

3



Hold the bracket with your hands while pushing it down until it is in place  
手持托架，向下推至定位

4



Tighten the screws to the second and fourth holes until the bracket is fixed  
鎖附第2與第4孔位螺絲至托架固定

Remove the bracket in the reverse order from steps 4, 3, 2, to 1  
\*托架拆卸順序，同上4 → 3 → 2 → 1



**中国**  
<http://www.viewsonic.com.cn>  
电话: 4008 988 588

**香港**  
<http://www.hk.viewsonic.com>  
电话: 852 3102 2900

**澳門**  
<http://www.hk.viewsonic.com>  
电话: 853 2840 3687

**台灣**  
<http://www.viewsonic.com.tw>  
电话: 0800 899 880

**한국**  
<http://ap.viewsonic.com/kr/>  
Tel: 080 333 2131

**Singapore/Malaysia/Thailand**  
<http://www.viewsonic.com.sg>  
Tel: 65 6461 6044

**India**  
<http://www.in.viewsonic.com>  
Tel: 1800-419-0959

**United States**  
<http://www.viewsonic.com>  
Tel: 1-800-688-6688

**Canada**  
<http://www.viewsonic.com>  
Tel: 1-866-463-4775

**Europe**  
<http://www.viewsoniceurope.com>

**Australia/New Zealand**  
<http://www.viewsonic.com.au>  
Tel: 1800 880 818 (AUS)  
0800 008 822 (NZ)

**South Africa**  
<http://ap.viewsonic.com/za/>

**Latin America**  
<http://www.viewsonic.com/la/>  
**Chile**

Tel: 1230-020-7975

**Mexico**

Tel: 001-8882328722

**Peru**

Tel: 0800-54565

**Argentina**

Tel: 0800-4441185

**Puerto Rico & Virgin Islands**

<http://www.viewsonic.com>

Tel: 1-800-688-6688 (English)

1-866-379-1304 (Español)