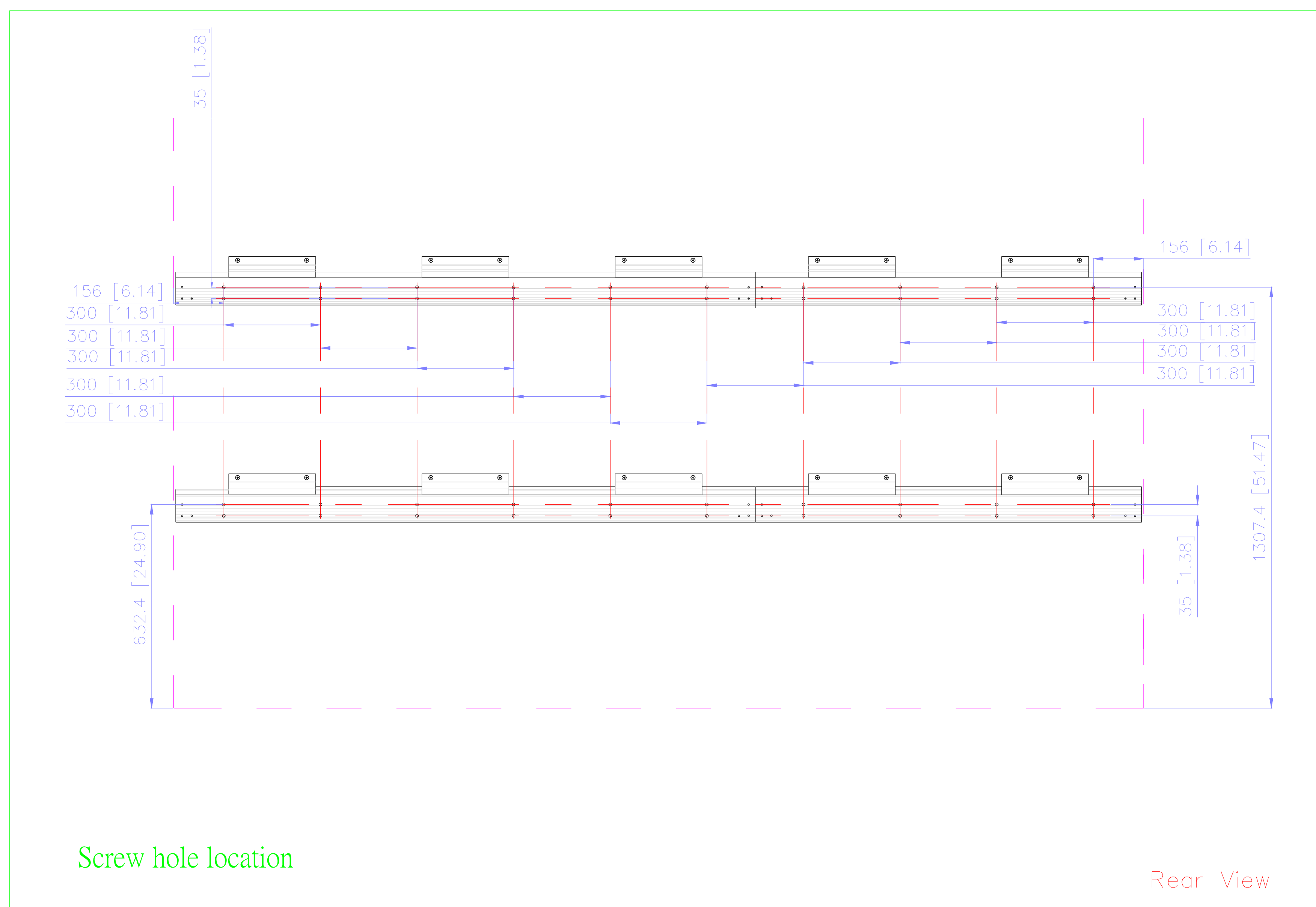
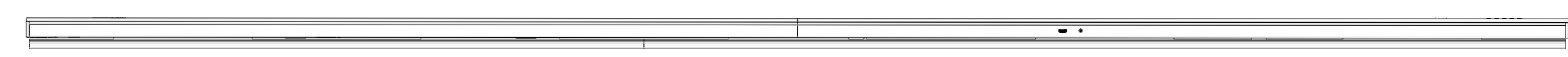
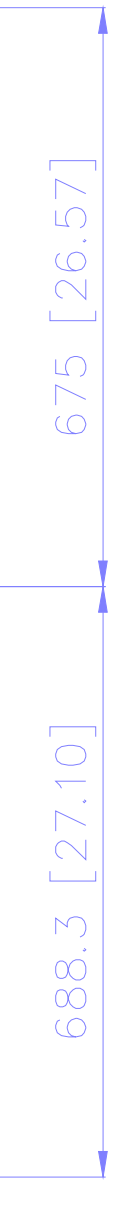


Rear View



Screw hole location

Rear View

TOLERANCE UNLESS OTHERWISE SPECIFIED (±)							
CLASS	A	B	C	D	E	F	G
< 8mm	0.05	0.1	0.1	0.2	0.2	0.4	0.4
8~25mm	0.08	0.15	0.15	0.3	0.3	0.6	0.6
25~50mm	0.1	0.2	0.25	0.4	0.5	0.8	1.0
50~250mm	0.2	0.3	0.4	0.6	0.8	1.2	1.5
250~800mm	0.3	0.6	0.8	1.0	1.5	2.0	3.0
> 800mm	1.0	1.0	1.5	1.7	3.0	4.0	6.0



TITLE	PART NO.	Rev.
SCALE	FINISH	SHEET
mm / inch		1 OF 1