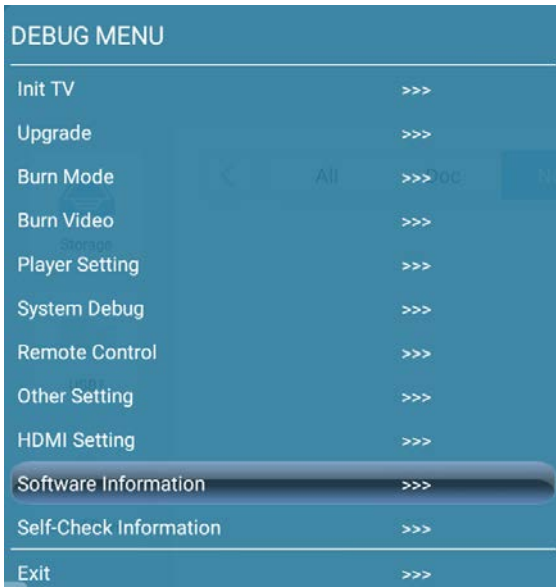


IFP5550 Firmware Upgrade Notice

Check the current firmware version:

1. Boot up the IFP5550, Press “Input 991” with remote controller, then the debug menu will pop up.
2. Click “Software Information”.

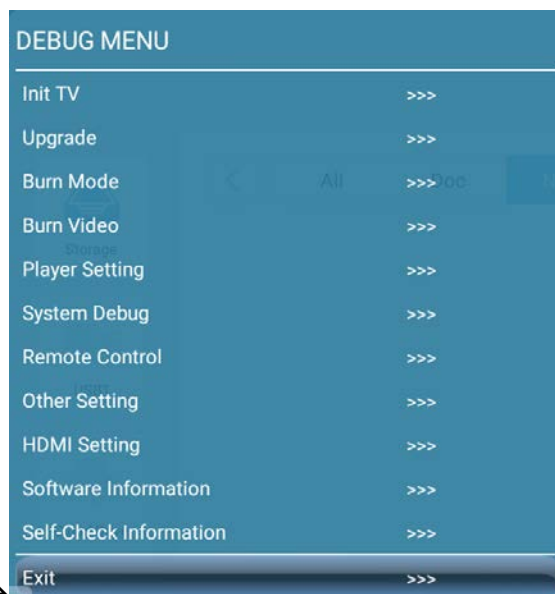
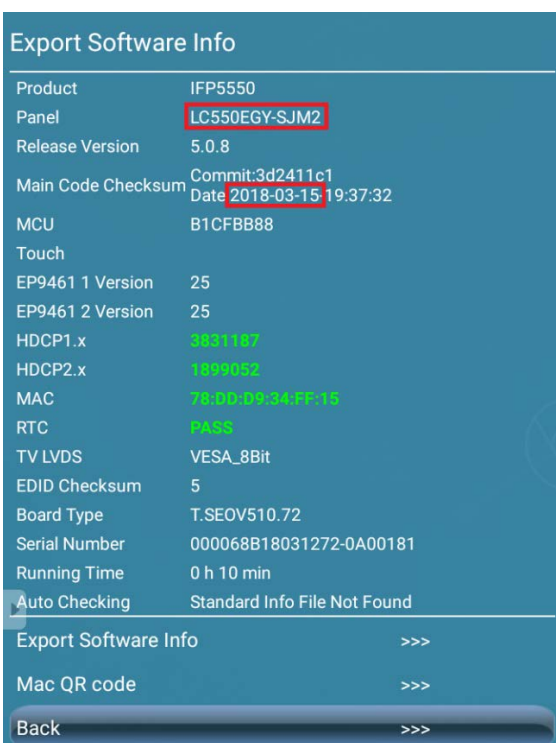


3. Check the Panel information.

Panel **LC550EGY-SJM2**: Click “IFP5550(M2) Main Firmware” download link.

Panel **LC550EGY-SJM3**: Click “IFP5550(M3) Main Firmware” download link

Click “Back” to return to the DEBUG MENU.



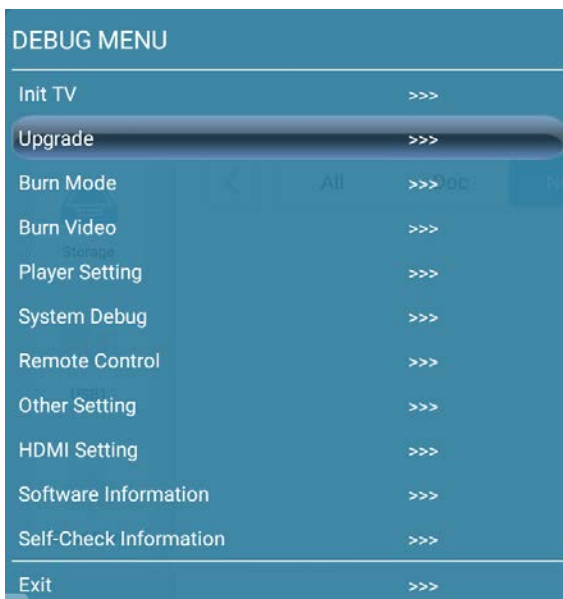
Prepare a USB drive:

1. Format the USB disk as FAT32.
2. Extract upgrade file to the USB disk (FAT32 format) in the root directory. You will get "upgrade_510" folder.
3. Insert USB disk into the USB port of the TV board which is under the HDMI out port.

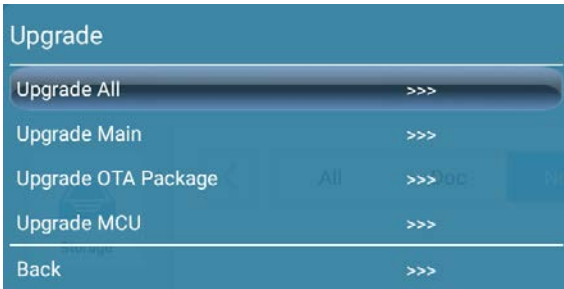


Start firmware upgrade:

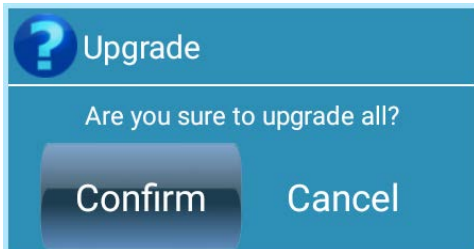
1. Click "Upgrade".



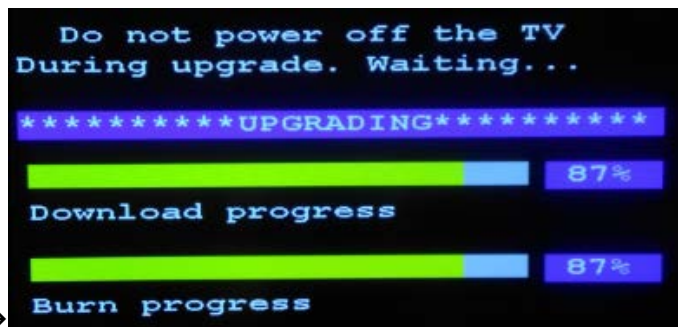
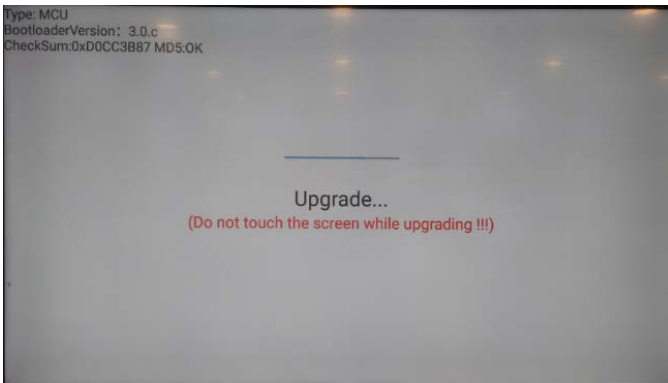
2. Click "Upgrade All".



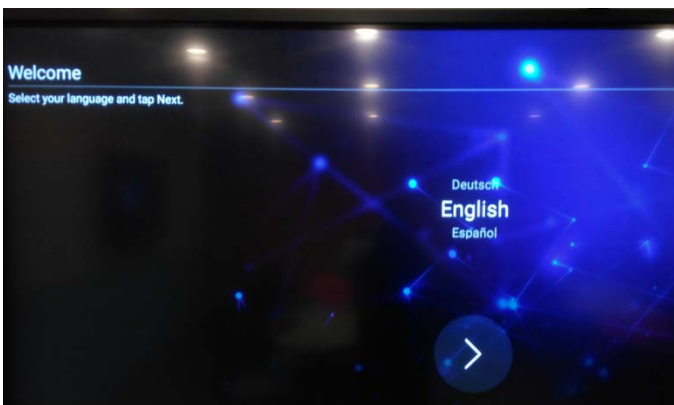
3. Click "Confirm" to upgrade firmware.



4. The power key will flash to signal that the firmware is being upgraded. The screen will restart once the firmware upgrade has been completed.



5. IFP5550 will run setup wizard.



NOTE: Make sure that you **DO NOT POWER OFF** and **DO NOT TOUCH THE SCREEN** while the device is upgrading. It will damage the main board permanently.

Disclaimer: ViewSonic Corporation assumes no liability for any errors or omissions in the information displayed. This firmware update is intended for select ViewSonic® Interactive Flat Panel Displays ("Product"). ViewSonic assumes no liability for data loss or any damages caused as a result of any updates made on any device or damage to or failure of other equipment to which the Product is connected, whether incidental, consequential or otherwise. You agree to take full responsibility for all files and data and to maintain all appropriate backup of files and data stored on any device prior to performance of any update. Users shall be responsible for obtaining the necessary rights to access and use any third party content. ViewSonic assumes no liability for the performance, availability and use of third party products and services. Corporate names and trademarks mentioned herein are the property of their respective companies. Copyright© 2018 ViewSonic Corporation. All rights reserved.