

LDS135-153

All-in-One Direct View LED Display Solution kit

Quick Start Guide

快速入門指南

Guide de démarrage rapide

Schnellstartanleitung

Guía rápida de inicio

FCC Compliance Statement

This device complies with part 15 of FCC Rules. Operation is subject to the following two conditions: (1) this device may not cause harmful interference, and (2) this device must accept any interference received, including interference that may cause undesired operation.

Industry Canada ICES-003 Compliance: CAN ICES-003(B) / NMB-003(B)

CE Conformity for European Countries

The device complies with the EMC Directive 2014/30/EU and Low Voltage Directive 2014/35/EU and Radio Equipment Directive 2014/53/EU.

Declaration of RoHS2 Compliance

This product has been designed and manufactured in compliance with Directive 2011/65/EU of the European Parliament and the Council on restriction of the use of certain hazardous substances in electrical and electronic equipment (RoHS2 Directive) and is deemed to comply with the maximum concentration values issued by the European Technical Adaptation Committee (TAC).



LDS135-153



Support Center



www.viewsonic.com



ViewSonic Europe Limited

Haaksbergweg 75
1101 BR Amsterdam
Netherlands



+31 (0) 650608655

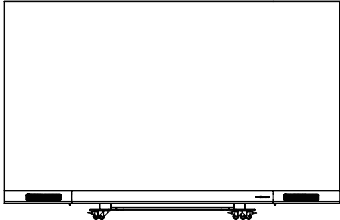

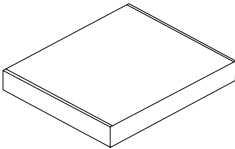
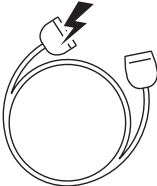



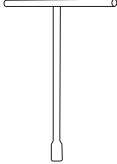
EPREL@viewsoniceurope.com



<https://www.viewsonic.com/eu/>

Package Contents

	Item	Quantity	Note
LED Display with Motorized Trolley Cart		1	
Quick Start Guide		1	
Accessory Box		1 Box	<ul style="list-style-type: none"> • Remote Control (Black) x 1 • Remote Control (Silver) x 1 • Anti-Static Gloves x 2 • Hex Tool x 2 (5 and 8 mm) • LAN Cable (5 m) x 1 • USB-C Cable (3 m) x 1 • USB Flash Drive x 1
Power Cable		1	
Vacuum Suction Tool		1	

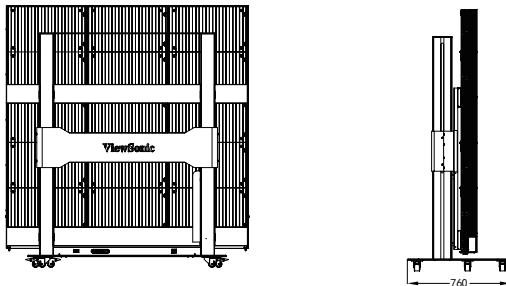
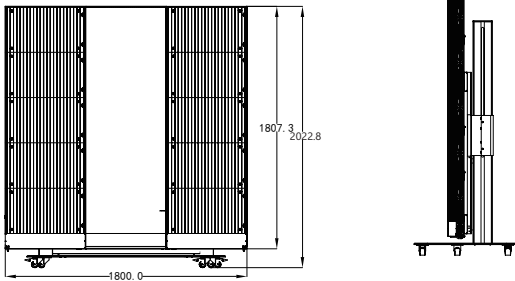
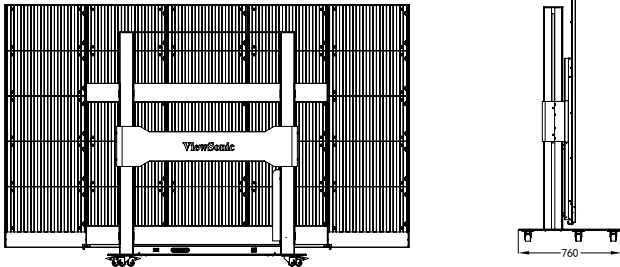
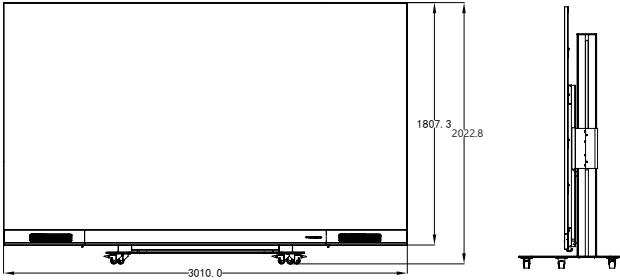
	Item	Quantity	Note
T-Type Wrench		1	

NOTE:

- This product is packed in an air transport box.
- Due to the size and weight, it is recommended that two or more people handle it.

Physical Dimensions for LDS135 Series


NOTE: Dimensions are in millimeters (mm).




Product Overview

ENGLISH

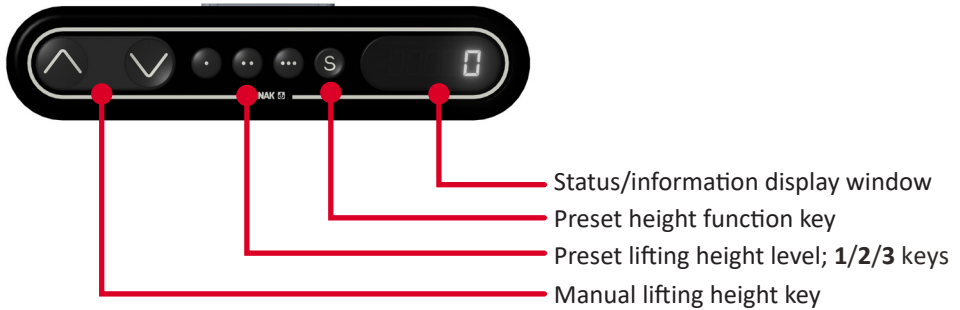
Front Panel



Rear Panel



Control Panel for Motorized Trolley Cart



1. Instructions on Preset Lifting Height

- Initial preset lifting height: Three groups of preset data. The 1/2/3 keys (., .., ...) correspond to 0 cm / 25 cm / 65 cm height respectively.
- Erasing of preset height data: Height data can be stored for more than 10 years. When new parameters are set, old parameters will be automatically erased.
- How to preset height: at any height (unavailable under the reset and error status), the current height parameters can be preset into keys 1/2/3.

For example, set 25 cm on the 2 key:



Press the S key to display "SET".



Within 2 seconds, before "SET" disappears, press the 2 (..) key .



When "S-2" is displayed, the setting is over and will return to the previous display.



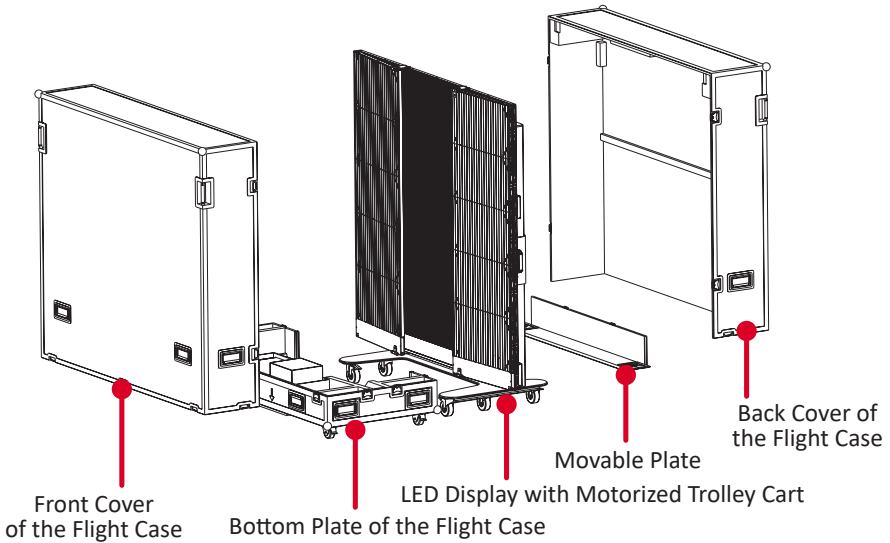
2. How to Use Preset Height

At any height (unavailable under the reset and error status), keys **1/2/3** may be used to quickly reach the preset height. If the current height has reached such preset height, no actions will be performed.

3. How to Change the Height

- Use the “Up” key to lift the display. The lift will automatically stop upon reaching the height limit. Please note, the “Up” key is a “click to act” key, i.e., upon releasing the key the lift will not immediately stop. Instead, it will slow down for a short distance then stop.
- Use the “Down” key to lower the display. The lift will automatically stop upon reaching the height limit. Please note, the “Down” key is a “click to act” key, i.e., upon releasing the key the lift will not immediately stop. Instead, it will slow down for a short distance then stop.

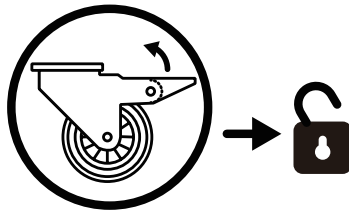
Schematic Diagram of Components



I. Handling and Moving Flight Cases

! **Note:** During moving, handling, placing and transporting of flight cases, always keep the specified position up, no reversing, in order to prevent bumping and damage to the structure of the equipment and the display components.

1. Before moving any flight case, pull up the brake locks of the six rollers at the bottom, guaranteeing the release of the brake status.



2. Ensure that the group is level, with the height difference less than 1.5 cm, and the ground can comfortably hold more than the weight of the entire equipment.
3. During moving, at least two adults are needed.

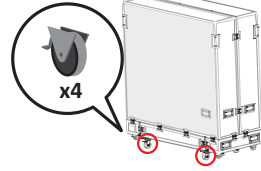
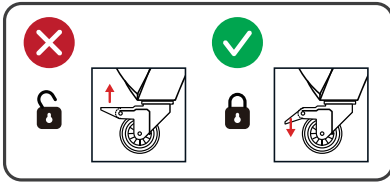
! **Note:** When storing the flight case, ensure the ground is level and that all six rollers are locked.

! **Note:** For detailed instructions on the equipment, please see the user manual.

II. Unpacking Operation


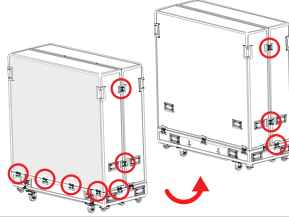
ENGLISH

1

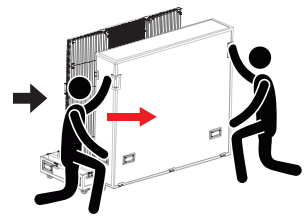
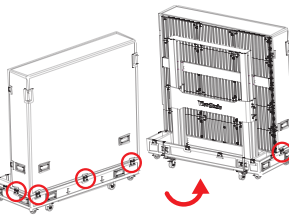


2


1



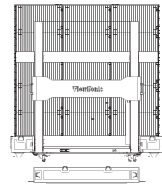
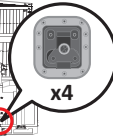
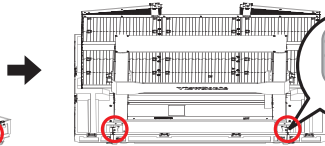
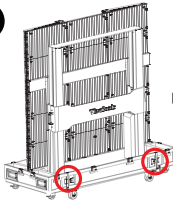
2



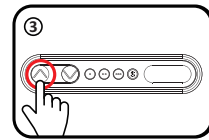
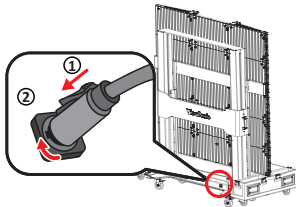
3



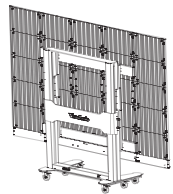
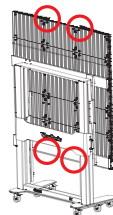
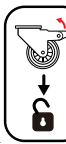
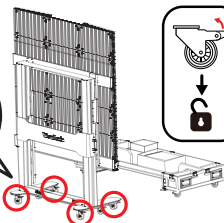
3



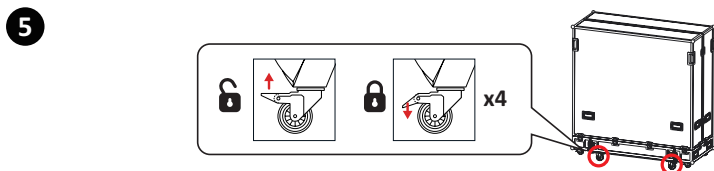
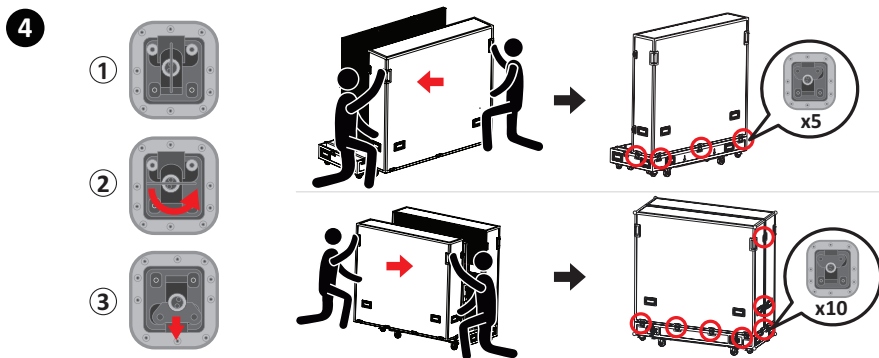
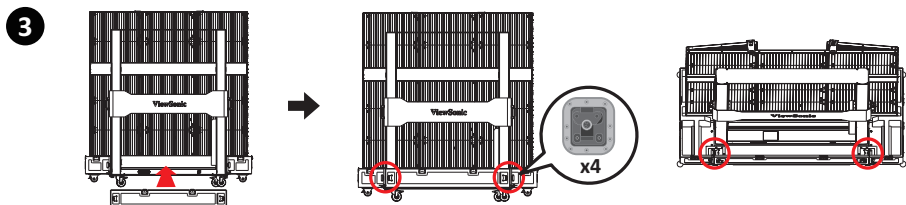
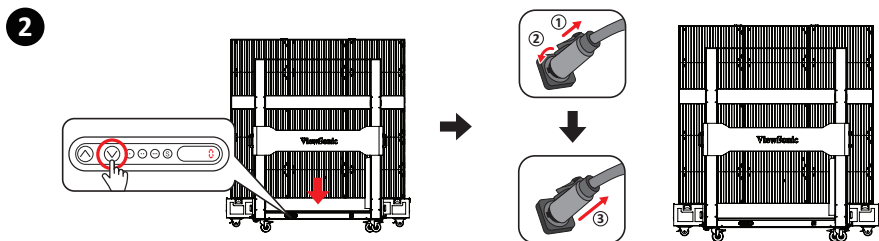
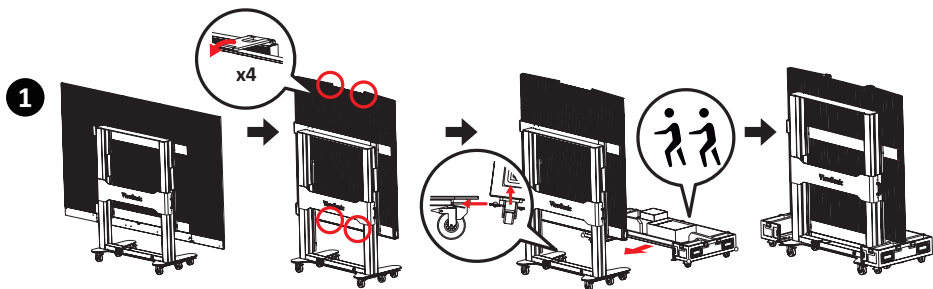
4



5



III. Packing and Handling Operation



Specifications

Item	Category	Specifications	
LED Screen (GOB)	Type	Direct View LED Display	
	Size	135"	
	Display Area		3,000 mm (H) x 1,687.5 mm(V)
			118.11" x 66.44"
	Pixel Pitch	1.56 mm	
	Resolution	FHD, 1920 x 1080	
	Refresh Rate	up to 3840Hz	
	Contrast Ratio	6000:1 (Typical)	
Brightness	100-600 cd/m2		
Input Signal		6 x HDMI (1920 x 1080 @ 60Hz, HDCP 2.2) 1 x LAN (RJ45) 3 x USB Type A (2.0) 1 x USB Type C (5V/2A) 1 x IR in	
Output Signal		2 x HDMI (1080p @ 60Hz) 1 x Audio Out (3.5 mm) 3 x USB Type A (Power) [5V/1.5A x 3]	
Speaker Output		2 x 20W Harman Kardon Speakers	
Power	Voltage	100-120V/30A ~ 50/60Hz	
		220-240V/15A ~ 50Hz (vary by country)	
Operating Conditions	Altitude	≤ 2,000 m	
		≤ 6,562 ft	
	Relative Humidity	20%~80% non-condensing	
	Temperature	0° C to 40° C	
32° F to 104° F			
Storage Conditions	Altitude	≤ 2,000 m	
		≤ 6,562 ft	
	Relative Humidity	10%~90% non-condensing	
	Temperature	-20° C to 60° C	
-4° F to 140° F			
Physical Dimensions (W x H x D)	without Flight Case	1,800~3,010 x 2,022.8~2,690 x 760 mm	
		70.87"~118.5" x 79.64"~105.91" x 29.92"	
	with Flight Case	1,900 x 2,052 x 800 mm	
		74.80" x 80.79" x 31.50"	

Item	Category	Specifications
Weight	Physical	249 kg
		548.95 lbs

NOTE: Product specifications are subject to change without notice.



ViewSonic®